



# NAPA SANITATION DISTRICT MEMORANDUM

**DATE:** June 11, 2024  
**TO:** LCWD Board of Directors  
**FROM:** Andrew Damron, NapaSan  
**SUBJECT:** Recycled Water Update

**Purpose**

Update the LCWD Board on the status of the recycled water connections, usage, and recycled water quality data.

Description	2016	2017	2018	2019	2020	2021	2022	2023	2024
Summer Water Use (AF) (May – Oct) – Allocation = 450 AF	110	194	239	210	436	819	591	371	0
Calendar Year Actual Water Use (AF)	122	197	319	274	636	1,147	824	383	9*
Connected Parcels (out of 107)									75 (70%)
Connected Acres (out of 4,128)									2,994 (73%)
Peak Hour Flow (GPM) **			2,400	2,425	3,260	3,211	4,150	2,700	
Peak Day Flow (GPM) **			1,950	2,200	2,680	2,760	2,400	1,900	

\*Data through April 30, 2024

\*\* Approximately 3,500 GPM design capacity (peak day in 2023 was 7/22; peak hour 11am on 7/11)

**Water Quality Data**

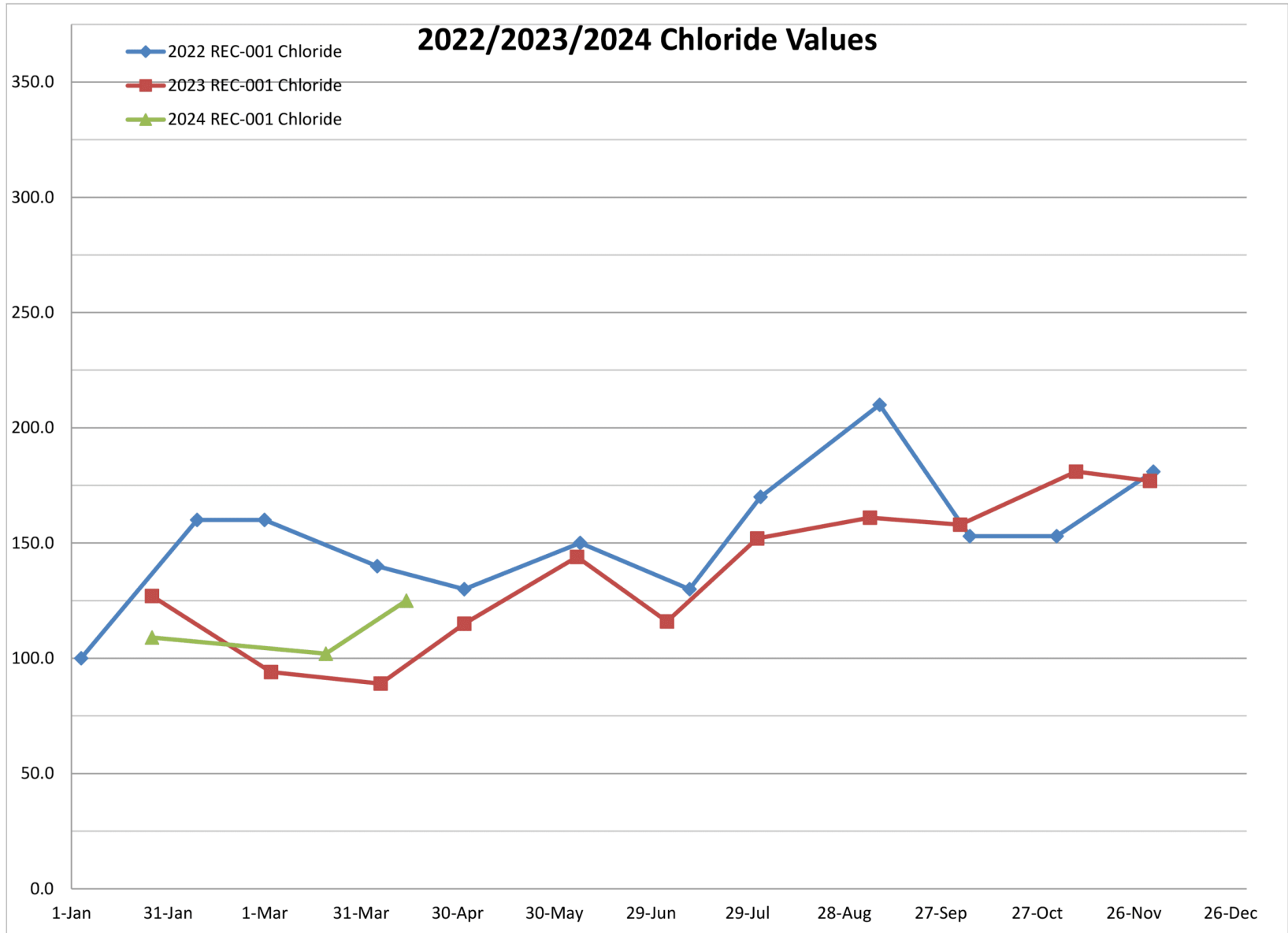
The last Chloride sample was taken on 4/14/24 – Chloride Reading (mg/L)	125
---	-----

**NapaSan Contacts**

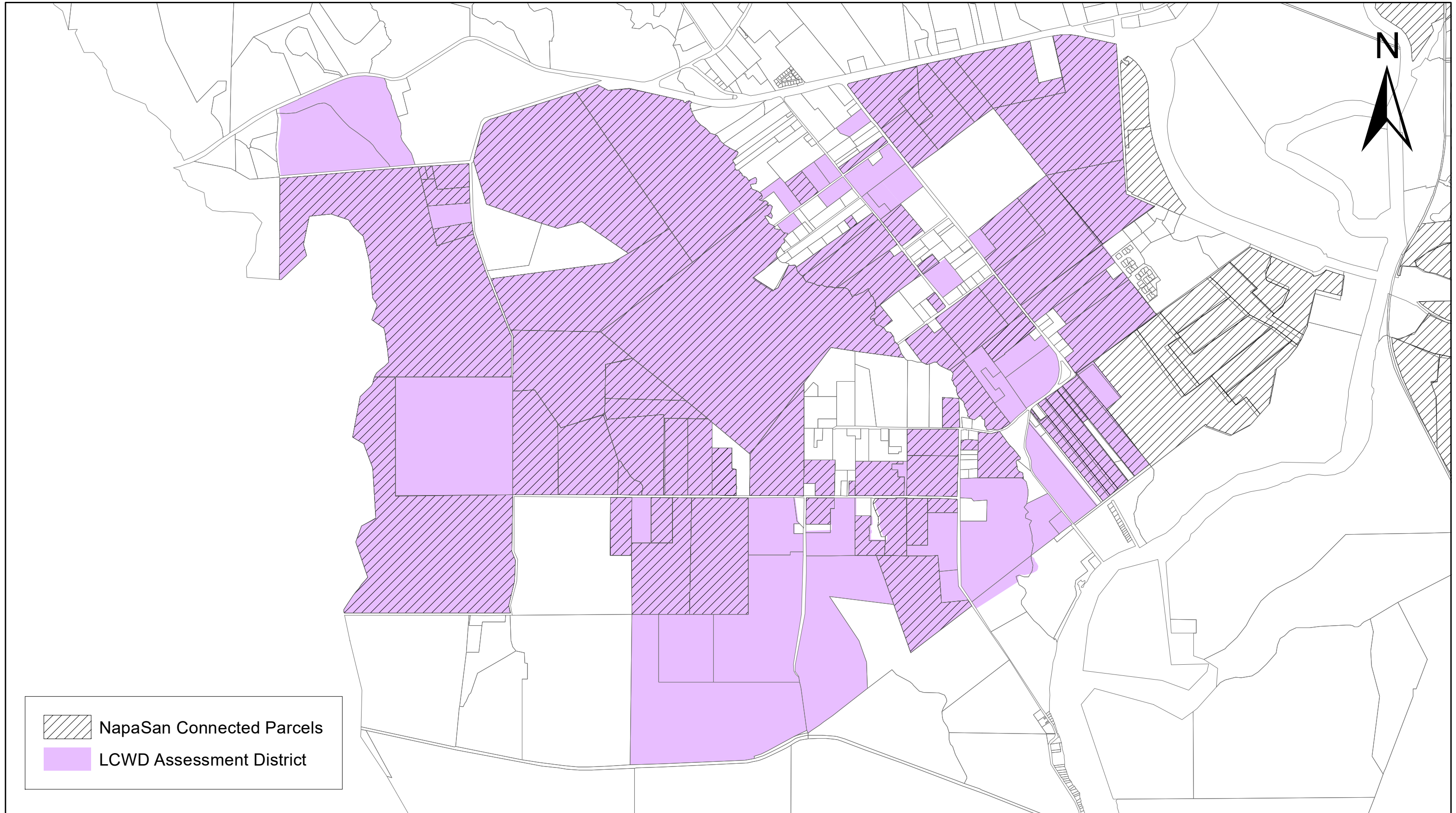
For questions related to permitting including plan review, inspection, pressure and flow	Matt Lemmon Gavin Glascott	707-258-6004 707-258-6012	mlemmon@napasan.com gglascott@napasan.com
For questions on recycled water service and pressure issues	Kyle Tahsler	707-312-1609	ktahsler@napasan.com
For a construction related question or to schedule an inspection	Josh DeGarmo Brad Cagle	707-312-1613 707-312-1761	bcagle@napasan.com
For questions related to recycled water quality	Chris Francis	707-258-6081	cfrancis@napasan.com
For questions on billing	Donell Mannor	707-258-6032	dmannor@napasan.com



# Chloride Chart

Go to [www.napasan.com](http://www.napasan.com) for updates.



# LCWD Connected Parcels as of May 2, 2024



 NapaSan Connected Parcels  
 LCWD Assessment District

0 1,250 2,500 5,000 Feet